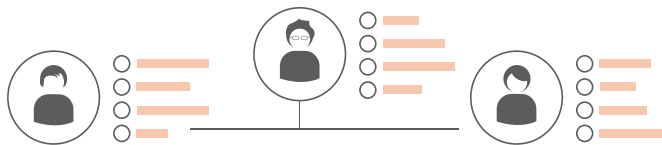




Define the job. Find the perfect fit.

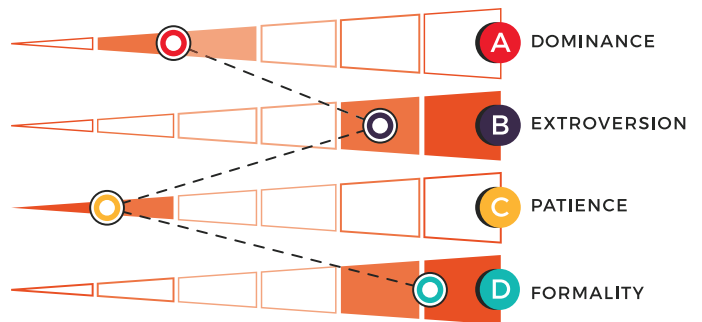
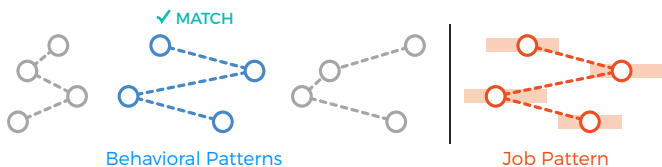
No matter what the role, your ability to select the best-fit for the job sometimes seems no more accurate than a coin toss. The PI Job Assessment helps you identify the behaviors and drives critical to on-the-job success so you can attract and hire the best fitting candidates and manage them to greatness.

Identify the behavioral requirements of a job with the PI Job Assessment. The PI Job Assessment is designed to capture the behavioral requirements of a job while considering specific competencies, team dynamics and overall workplace culture.



ANALYZE

Analyze results, gather consensus and align around what's truly critical to succeed.



ASSESS

Administer the assessment to key stakeholders hiring, managing, or working with the position.



DEFINE

Define a PI Job Pattern and link to behavioral patterns of candidates and employees to conduct fit-gap analysis.

Scientifically valid and compliant.

When used together, the PI Job Assessment and PI Behavioral Assessment provide a scientifically valid and legally defensible methodology for you to accurately predict workplace behavior and make the best human capital management decisions.